




TARA Deck valve clockwise closing - Chrome

TARA

20 000 882

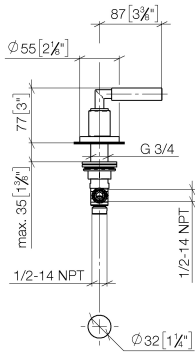
- hole diameter 32 mm
- rosette Ø 55 mm



	Chrome	20 000 882-00
	Brushed Champagne (22kt Gold)	20 000 882-46
	Champagne (22kt Gold)	20 000 882-47

20 000 882

mm [inches]



Flow rate chart

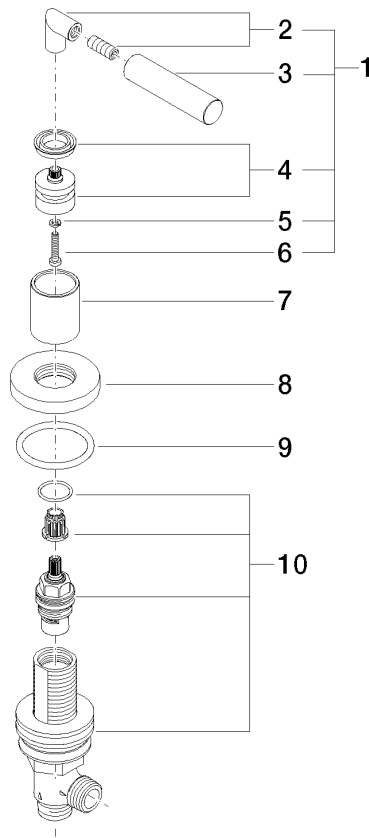


Certificates

IAPMO_4976 (5). WRAS_2112061.

20 000 882

Parts for other finishes can be found here: Brushed Champagne (22kt Gold)



Spare parts list

No.	Item Number	Name	Quantity used	Delivery time
1	04 20 88 052 00-00	handle	1	10
2	04 18 20 022 00-00	angle	1	10
3	09 20 88 052-00	handle	1	10
4	90 12 12 007 00-00	base	1	10
5	90 30 11 029 00 90	disc	1	2
6	90 30 30 075 00 90	screw	1	2
7	09 21 02 140-00	sleeve	1	10
8	09 27 89 105-00	rosette	1	10
9	90 14 10 043 00 90	seal	1	2
10	90 17 11 040 31 90	side panel	1	2